


**This printable is not to be shared - even if you got it for free. This is your personal copy.**

© Copyright 2017 Free Homeschool Deals. All rights reserved.

The pictures used in this printable were purchased from **3AM Teacher** and are copyrighted by the original owner.



You may copy the pages in this pack for **PERSONAL** and **SINGLE CLASSROOM** use only. If you have any questions, please email me at [tara@homeschoolpreschool.net](mailto:tara@homeschoolpreschool.net).

Count the items below. Circle the correct number below.



	1	2	3	4	5
	1	2	3	4	5
	1	2	3	4	5

DIRECTIONS: Use a do-a-dot marker to mark all of the upper- and lower-case Oo's in the chart below.




r	O	g	o	R
v	Y	o	A	O
p	o	l	O	a
v	s	O	D	o
O	E	o	u	O
S	O	r	R	o
n	o	S	O	e
O	r	o	E	O

# Let's Count

1.




2.



3.



4.

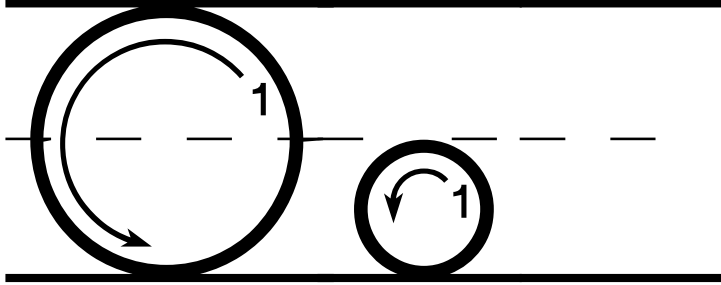


5.



3	1	5	4	2
---	---	---	---	---






Circle each O or o below. You can use crayons, markers, colored pencils, or dot markers.

O	m	A	o	H	o
o	K	O	Y	o	M
a	T	v	o	O	h
y	O	o	v	b	O

Which one is different?








A large rectangular grid consisting of two rows and five columns of empty cells, outlined in a teal color.

1

2

3

4

5

6

7

8

9

10

Cut out the number cards. Place a number card on the counting mat. Have your child use counters (buttons, beans, etc) to cover the same number of spaces on the ten frame.