


Thank you for choosing to use worksheets and printables from Mama's Learning Corner!

I created each of these printables to use in my home with my own children.



If you choose to download this worksheet set, you must abide by these terms:

- You may download this printable set to your hard drive and then print them from your home computer. You may use them for your own children or grandchildren only.
- You must not remove the copyright notice and website address of Mama's Learning Corner at the bottom of the worksheet.
- You may not alter the worksheet or printable item in any way.
- If you share this worksheet set, please link directly to [Mama's Learning Corner](https://www.mamasklearningcorner.com). You **may not** link directly to the .pdf file.
- You may not sell or profit from any worksheet in this set from Mama's Learning Corner in any way. For example, you may not print and sell items individually or in a kit.
- You may not host this file on your own site or any type of file-sharing site such as Yahoo! Groups, Facebook Groups, or shared Dropbox folders.

You may also be interested in:

- [Crayon Color Animal Match](#)
- [Alphabet Mazes](#)
- [Number Coloring Pages](#)
- [Pattern Block Printables](#)



Graphics used in this worksheet packet were purchased by Lauren Hill and are courtesy of [Dancing Crayons](#).

Images and fonts purchased and used with permission.

Copyright remains with the artists.

CRAYON COLOR MATCH!



Cut out each crayon below. Glue each crayon underneath the picture of the same color.



Glue the correct color crayon here

Glue the correct color crayon here

Glue the correct color crayon here



Glue the correct color crayon here

Glue the correct color crayon here


Glue the correct color crayon here

© 2016 Mama's Learning Corner



CRAYON COLOR MATCH!




Cut out each crayon below. Glue each crayon underneath the picture of the same color.



Glue the correct color crayon here

Glue the correct color crayon here

Glue the correct color crayon here



Glue the correct color crayon here

Glue the correct color crayon here

Glue the correct color crayon here

© 2016 Mama's Learning Corner



CRAYON COLOR MATCH!

Cut out each crayon below. Glue each crayon underneath the picture of the same color.



Glue the correct color crayon here




Glue the correct color crayon here




Glue the correct color crayon here



Glue the correct color crayon here



Glue the correct color crayon here



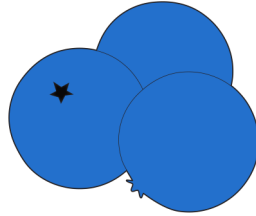

Glue the correct color crayon here

© 2016 Mama's Learning Corner



CRAYON COLOR MATCH!


Cut out each crayon below. Glue each crayon underneath the picture of the same color.



Glue the correct color crayon here

Glue the correct color crayon here

Glue the correct color crayon here



Glue the correct color crayon here

Glue the correct color crayon here


Glue the correct color crayon here

© 2016 Mama's Learning Corner



CRAYON COLOR MATCH!


Cut out each crayon below. Glue each crayon underneath the picture of the same color.



Glue the correct color crayon here




Glue the correct color crayon here




Glue the correct color crayon here



Glue the correct color crayon here



Glue the correct color crayon here



Glue the correct color crayon here

© 2016 Mama's Learning Corner

