
























Laundry Symbols Cheat Sheet

FREEHOMESCHOOLDEALS.COM

 <i>Machine Wash</i>	 COOL TEMP  WARM TEMP  HAND WASH  DO NOT WASH
 <i>Dry</i>	 TUMBLE DRY  DO NOT TUMBLE DRY  LINE DRY  DRY FLAT  DRIP DRY  SHADE DRY
 <i>Iron</i>	 LOW  MEDIUM  HIGH  DO NOT IRON
 <i>Extra Symbols</i>	 ANY BLEACH  NON-CHLORINE BLEACH  DO NOT BLEACH  DRY CLEAN  DO NOT DRY CLEAN

Stain Removal Guide

Beverages: Soak in vinegar; rinse with cold water

Blood: Rinse and scrub with cold water

Grass: Rub with dish washing soap; rinse with cold water

Grease and Oil: Rub baking soda and water; rinse with cold water

Ink: Rub with dishwashing soap; rub with hairspray; try bleach

Mud: Presoak in warm water and detergent

Vomit, feces, urine: Rinse with cold water; spray with baking soda & hydrogen peroxide

HOW TO UNSHRINK CLOTHES

Unshrink clothing by soaking clothing in hair conditioner & water for 15-20 minutes.
Stretch out clothing.