
























# Laundry Symbols Cheat Sheet

FREEHOMESCHOOLDEALS.COM

 Machine Wash	 COOL TEMP  WARM TEMP  HAND WASH  DO NOT WASH
 Dry	 TUMBLE DRY  DO NOT TUMBLE DRY  LINE DRY  DRY FLAT  DRIP DRY  SHADE DRY
 Iron	 LOW  MEDIUM  HIGH  DO NOT IRON
 Extra Symbols	 ANY BLEACH  NON-CHLORINE BLEACH  DO NOT BLEACH  DRY CLEAN  DO NOT DRY CLEAN

## Stain Removal Guide

Beverages: Soak in vinegar; rinse with cold water

Blood: Rinse and scrub with cold water

Grass: Rub with dish washing soap; rinse with cold water

Grease and Oil: Rub baking soda and water; rinse with cold water

Ink: Rub with dishwashing soap; rub with hairspray; try bleach

Mud: Presoak in warm water and detergent

Vomit, feces, urine: Rinse with cold water; spray with baking soda & hydrogen peroxide

### HOW TO UNSHRINK CLOTHES

Unshrink clothing by soaking clothing in hair conditioner & water for 15-20 minutes.

Stretch out clothing.