

Thank you for choosing to use worksheets and printables from Mama's Learning Corner!

I created each of these addition worksheets to use in my home with my own children.

Enjoy!

If you choose to download this worksheet set, you must abide by these terms:

- You may download this printable set to your hard drive and then print them from your home computer. You may use them for your own children or grandchildren only.
- You must not remove the copyright notice and website address of Mama's Learning Corner at the bottom of the worksheet.
- You may not alter the worksheet or printable item in any way.
- If you share this worksheet set, please link directly to Mama's Learning Corner. You **may not** link directly to the .pdf file.
- You may not sell or profit from any worksheet in this set from Mama's Learning Corner in any way. For example, you may not print and sell items individually or in a kit.
- You may not host this file on your own site or any type of file-sharing site such as Yahoo! Groups, Facebook Groups, or shared Dropbox folders.


You may also be interested in:

- [Down at the Pond Printable Packet](#)
- [Strawberries Printable Packet](#)
- [Preschool Calendar Notebook](#)
- [Nursery Rhymes Printable Packet](#)


Beginning Sounds


What is the beginning sound of each picture below? Write your answers on the lines.






















Flower begins with the letter F.

Circle each f or F that you find below!

Then practice writing the word **flower** at the bottom of this page.




F	a	F	S	t	f
u	f	l	F	f	T
E	g	f	O	F	d
f	F	I	F	z	w
p	y	F	q	Y	f
f	e	F	f	K	m



flower

What's the Missing Number?

Each row is missing a number! Write in the missing number in each row.



1

2

4

5

2

4

5

6

0

1

3

4

3

4

6

7

3

5

6

7

1

2

3

4

3

4

5

6

5

6




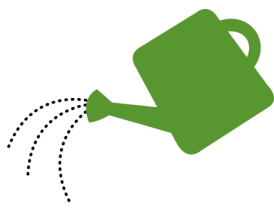

7

9



Spring Matching!

Each springy item on the left is missing its match!
When you find the item's match in the row, draw a circle around it.



Scissor Practice!

