

Thank you for choosing to use worksheets and printables from Mama's Learning Corner!

I created each of these addition worksheets to use in my home with my own children.

Enjoy!

If you choose to download this worksheet set, you must abide by these terms:

- You may download this printable set to your hard drive and then print them from your home computer. You may use them for your own children or grandchildren only.
- You must not remove the copyright notice and website address of Mama's Learning Corner at the bottom of the worksheet.
- You may not alter the worksheet or printable item in any way.
- If you share this worksheet set, please link directly to Mama's Learning Corner. You **may not** link directly to the .pdf file.
- You may not sell or profit from any worksheet in this set from Mama's Learning Corner in any way. For example, you may not print and sell items individually or in a kit.
- You may not host this file on your own site or any type of file-sharing site such as Yahoo! Groups, Facebook Groups, or shared Dropbox folders.

You may also be interested in:



- [Add it Up! Sums to 5](#)
- [Color By Number Worksheets](#)
- [Addition Shapes](#)

Graphics used in this worksheet packet are courtesy of [Pink Cat Studio](#).
Images purchased and used with permission.
Copyright remains with the artist.





How Many?


Directions: Count to add. Write the sum on the line.



$$3 + 2 = \underline{\quad}$$



$$2 + 2 = \underline{\quad}$$



$$1 + 3 = \underline{\quad}$$

Addition-Solve It!

Solve each equation. Then answer the word problems below.

$$\begin{array}{r} 2 \\ + 9 \\ \hline \end{array}$$

$$\begin{array}{r} 3 \\ + 2 \\ \hline \end{array}$$

$$\begin{array}{r} 6 \\ + 6 \\ \hline \end{array}$$

$$\begin{array}{r} 4 \\ + 3 \\ \hline \end{array}$$

$$\begin{array}{r} 5 \\ + 2 \\ \hline \end{array}$$

$$\begin{array}{r} 3 \\ + 8 \\ \hline \end{array}$$

$$\begin{array}{r} 2 \\ + 8 \\ \hline \end{array}$$

$$\begin{array}{r} 6 \\ + 3 \\ \hline \end{array}$$

$$\begin{array}{r} 7 \\ + 3 \\ \hline \end{array}$$

$$\begin{array}{r} 5 \\ + 4 \\ \hline \end{array}$$

$$\begin{array}{r} 6 \\ + 5 \\ \hline \end{array}$$

$$\begin{array}{r} 2 \\ + 4 \\ \hline \end{array}$$

Sarah has 3 baby dolls. Her sister has 7 baby dolls. How many baby dolls are there in all?

----- baby dolls

Jack eats 3 cookies. Jack's mom eats 2 cookies. How many cookies do they eat altogether?

----- cookies

Eli reads 3 books in the morning. Before bed, he reads 5 more books. How many total books does Eli read?

----- books

Make your own addition equations!

To make an equation, cut and paste 2 numbers from the boxes at the bottom. Then paste them at the beginning of the equation. Now add the two numbers you pasted.

Write your answer in the last blank after solving each equation.

$$\square + \square = \square$$

$$\square + \square = \square$$

$$\square + \square = \square$$

$$\square + \square = \square$$

$$\square + \square = \square$$

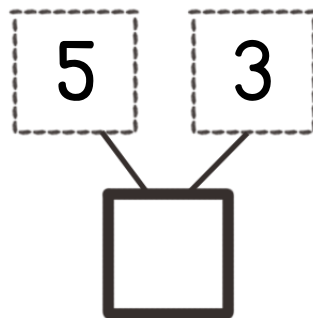
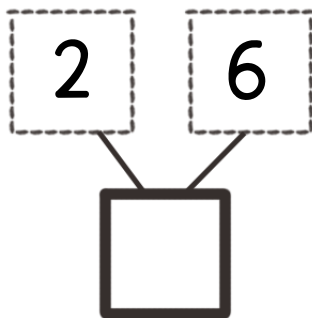
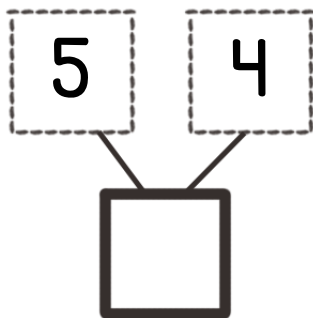
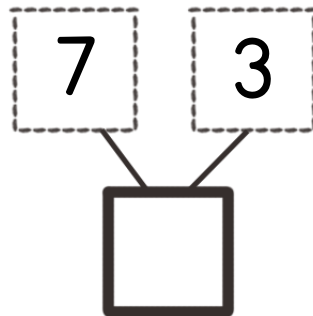
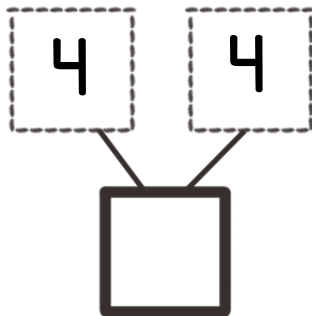
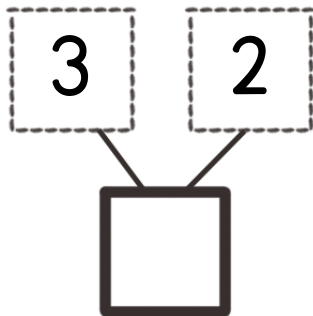
© 2015 Mama's Learning Corner

7	2	1	5	3
---	---	---	---	---

4	6	8	3	9
---	---	---	---	---

Number Bonds

Directions: Add to find the missing whole numbers.
Then write your answer in the square.



Now write your own number bonds! Choose 2 numbers as the parts.
Then add them together to find the whole number.

