

# I Am Nativity Emergent Reader Pack



17 pages, including:

- Print and Read version
- Cut and Paste version
- Read and Color version
- 1 page versions (color and black/white)
- Nativity pointers

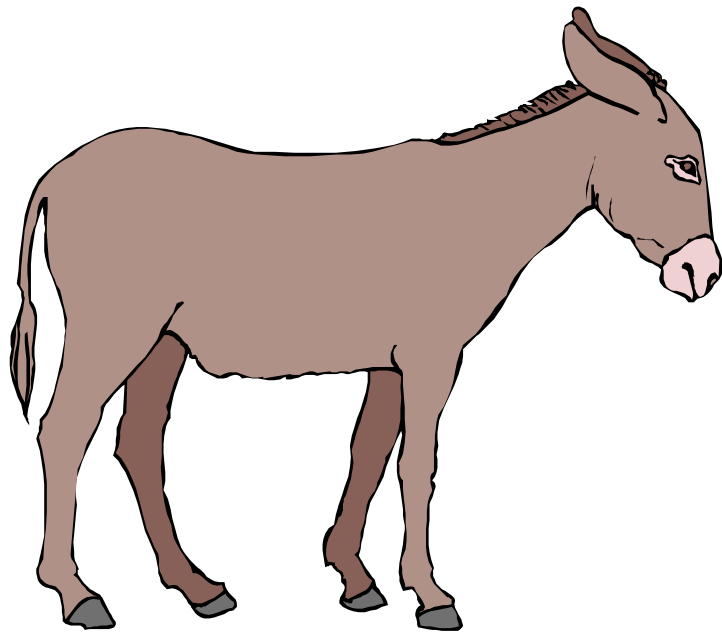
**Terms of Use:** This free printable was created for you to use at home with your child/students or with multiple children in a classroom/tutoring setting. Please **do not** sell, host, reproduce, giveaway, or store on any other site (including a blog, Facebook, 4Shared, Dropbox, etc.). Thank you!

I Am


*I Am* Print and Read  
Sight Words: *I, am, a, the*

©2013 All Rights Reserved.


[www.thisreadingmama.com](http://www.thisreadingmama.com) for [www.freehomeschooldeals.com](http://www.freehomeschooldeals.com)



I am a donkey.




I am a cow.




I am a sheep.



I am a shepherd.



I am a star.



I am the Baby Jesus.

I am the Savior.

I Am

*I Am* Cut and Paste  
Sight Words: *I, am, a, the*

©2013 All Rights Reserved.

[www.thisreadingmama.com](http://www.thisreadingmama.com) for [www.freehomeschooldeals.com](http://www.freehomeschooldeals.com)

I am a donkey.

I am a cow.

I am a sheep.





I am a shepherd.






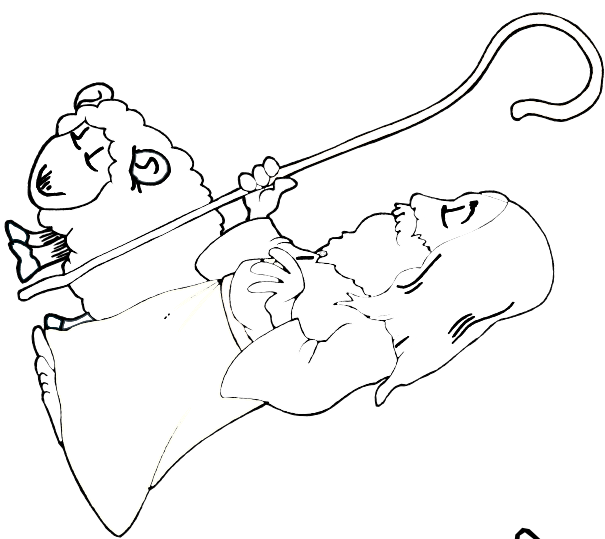

I am a star.

I am the Baby Jesus.

I am the Savior.



Cut out the pictures and paste onto the correct pages of the book.




Color, then cut out the pictures and paste onto the correct pages of the book.

I Am


*I Am* Read and Color  
Sight Words: *I, am, a, the*

©2013 All Rights Reserved.


[www.thisreadingmama.com](http://www.thisreadingmama.com) for [www.freehomeschooldeals.com](http://www.freehomeschooldeals.com)




I am a donkey.




I am a cow.




I am a sheep.



I am a shepherd.



I am a star.




I am the Baby Jesus.

I am the Savior.


# I Am

Full-Page Emergent Reader


I am a donkey.




I am a cow.




I am a sheep.



I am a shepherd.




I am a star.



I am the Baby Jesus.

I am the Savior.

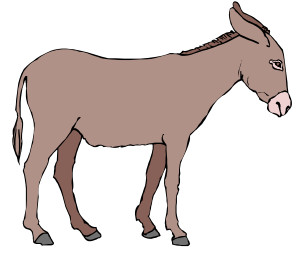





# I Am

Full-Page Emergent Reader


I am a donkey.



I am a cow.




I am a sheep.




I am a shepherd.








I am a star.



I am the Baby Jesus.  
I am the Savior.





Cut any of the pictures and attach to a popsicle stick, like this. The pointer can be used to point to the words as the child reads the emergent reader.