
Thank you for choosing to use worksheets and printables from Mama's Learning Corner! I created each of these shapes activities to use in my home with my own children.

Please download and print these worksheets to use in your own homeschool, co-op or small group. Each worksheet in this set is covered under the copyright of Mama's Learning Corner.

Enjoy!

If you choose to download this worksheet set, you must abide by these terms:

- You may download this printable set to your hard drive and then print them from your home computer. You may use them for your own homeschool students, co-op students, or personal home use.
- You must not remove the copyright notice and website address of Mama's Learning Corner at the bottom of the worksheet.
- You may not alter the worksheet or printable item in any way.
- If you share this worksheet set, please link directly to [Mama's Learning Corner](http://www.mamaslearningcorner.com).
- You may not sell or profit from any worksheet in this set from Mama's Learning Corner in any way. For example, you may not print and sell items individually or in a kit.
- You may not host this file on your own site or any type of file-sharing site such as Yahoo! Groups.

Follow the Directions: Shapes!

Follow the directions written in each box below.

Draw 2 yellow crescents and 1 black oval.

Draw 2 blue squares and 3 red triangles.


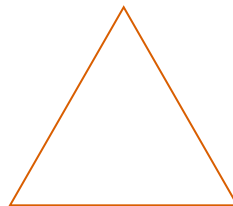

Draw 1 purple rectangle and 4 brown circles.

Draw 4 orange diamonds and 2 pink ovals.

Draw 3 green triangles and 1 blue octagon.

Counting Sides

How many sides does each shape have? Write your answer in the blank.



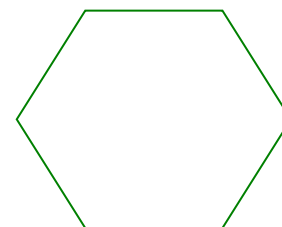
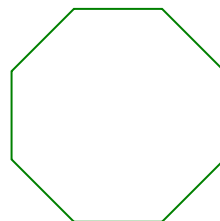

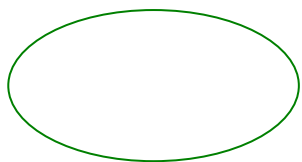
rectangle

circle

triangle

diamond

has _____ sides has _____ sides has _____ sides has _____ sides



oval

square

octagon

hexagon

has _____ sides has _____ sides has _____ sides has _____ sides

What Shape Am I?

I have 4 sides. All of my sides are of equal length. What shape am I?

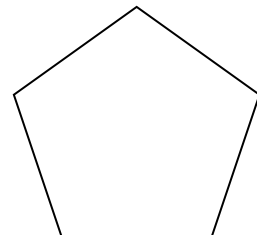

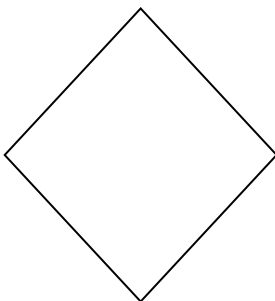




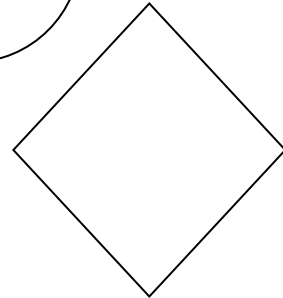
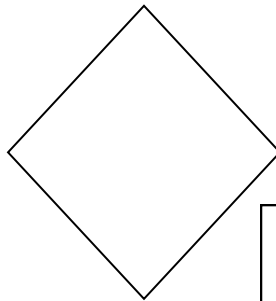
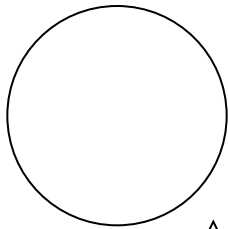
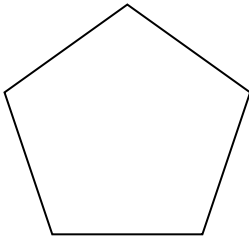
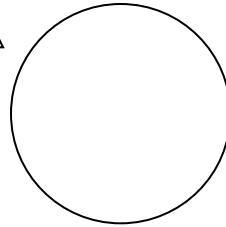

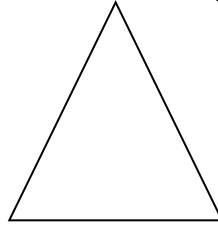


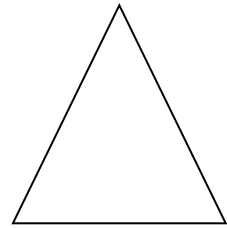

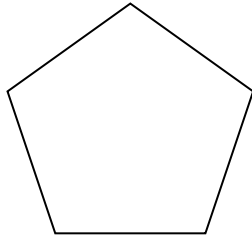
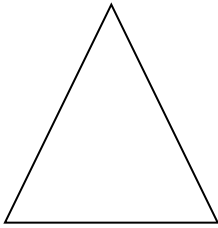

I am a _____.

I have 8 sides. I am the shape of STOP signs that you see on the street. What shape am I?

I am a _____.

Color the Shapes

Color each of the shapes the assigned color.



Shape Riddles

Answer each riddle below using the shapes listed in the word bank.

crescent rectangle oval diamond heart triangle hexagon

1. This shape has 4 sides. It is the shape you see when looking at a baseball field.

What shape is it? _____

2. This shape often represents Valentine's Day. It has curves, points, and diagonal lines.

What shape is it? _____

3. The first three letters of this shape mean "three."

What shape is it? _____

4. This shape has no corners and no straight lines.

What shape is it? _____

5. This shape has 2 curves and 2 points. It's used to describe the moon when it is waxing and waning.

What shape is it? _____

6. This shape has 4 corners. 2 sides are short and 2 sides are long.

What shape is it? _____

7. The first three letters of this shape mean "six."

What shape is it? _____

