


# Short Vowel Missing Vowel Mats



Included in this pack are:

- Vowel Strips - if you're using this pack with multiple children, each child needs a strip to cut out and use.
- Short Vowel Missing Vowel Mats - use the vowels from the vowel strip to fill in the missing vowels.
- Short Vowel Mats - a great way to "bump it up a notch" by asking kids to fill in all the missing letters in the short vowel words.

Find even more short vowel activities like this one in our [Short Vowel Activity Pack!](#)

**Terms of Use:** This free printable pack was created for you to use at home with your child/students or with multiple children in a classroom/tutoring setting. Please **do not** sell, host, reproduce, giveaway, or store on any other site (including a blog, Facebook, 4Shared, Dropbox, etc.). Thank you!


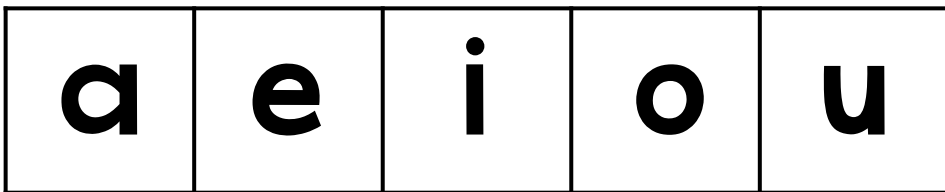

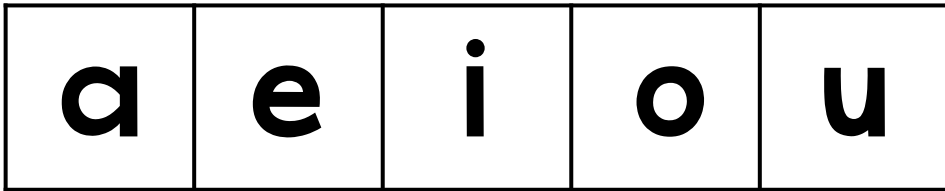
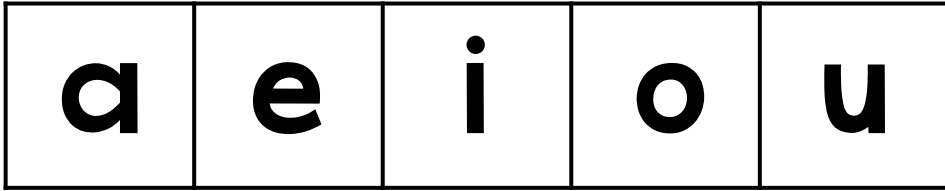



©2015 All Rights Reserved.


[www.thisreadingmama.com](http://www.thisreadingmama.com) for [www.freehomeschooldeals.com](http://www.freehomeschooldeals.com)

# Vowel Strips

For multiple children, give one vowel strip to each child. The child cuts it out and uses it to fill in the missing vowels.




# Short Vowel - Missing Vowel Mats




www.thisreadingmama.com

c		t
---	--	---



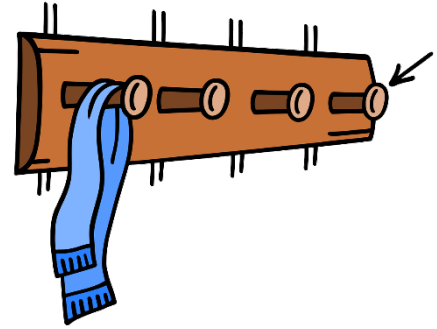
www.thisreadingmama.com

s		n
---	--	---




www.thisreadingmama.com

f		g
---	--	---




www.thisreadingmama.com

p		g
---	--	---



www.thisreadingmama.com


n		p
---	--	---



www.thisreadingmama.com

k		d
---	--	---

# Short Vowel - Missing Vowel Mats



www.thisreadingmama.com

<b>b</b>		<b>g</b>
----------	--	----------




www.thisreadingmama.com

<b>c</b>		<b>b</b>
----------	--	----------




www.thisreadingmama.com

<b>b</b>		<b>d</b>
----------	--	----------



www.thisreadingmama.com

<b>z</b>		<b>p</b>
----------	--	----------



www.thisreadingmama.com


<b>l</b>		<b>g</b>
----------	--	----------



www.thisreadingmama.com

<b>t</b>		<b>g</b>
----------	--	----------

# Short Vowel - Missing Vowel Mats




www.thisreadingmama.com

v		t
---	--	---




www.thisreadingmama.com

h		p
---	--	---



www.thisreadingmama.com

l		d
---	--	---




www.thisreadingmama.com

f		n
---	--	---



www.thisreadingmama.com

p		p
---	--	---



www.thisreadingmama.com

m		g
---	--	---

# Short Vowel - Missing Vowel Mats



www.thisreadingmama.com

w		n
---	--	---




www.thisreadingmama.com

b		s
---	--	---




www.thisreadingmama.com

f		x
---	--	---




www.thisreadingmama.com

w		b
---	--	---



www.thisreadingmama.com

p		g
---	--	---



www.thisreadingmama.com


b		t
---	--	---

# Short Vowel - Missing Vowel Mats




www.thisreadingmama.com

w		t
---	--	---




www.thisreadingmama.com

m		m
---	--	---



www.thisreadingmama.com

r		p
---	--	---




www.thisreadingmama.com

b		g
---	--	---



www.thisreadingmama.com

r		n
---	--	---



www.thisreadingmama.com

l		g
---	--	---

# Short Vowel Mats


These mats are a great way to differentiate instruction. If your child/student is ready to spell all the letters in a short vowel word, try these blank short vowel mats.

Use letter tiles, dried beans with letters written on them, or laminate and use dry erase marker to write the letters on the mats (or make up your own variation).






# Short Vowel Mats




www.thisreadingmama.com

--	--	--



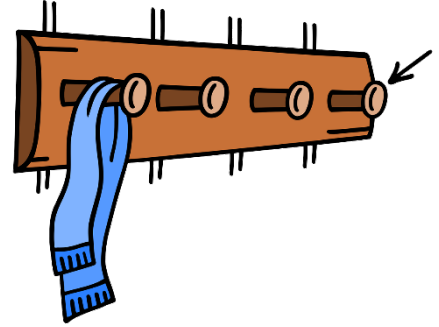
www.thisreadingmama.com

--	--	--




www.thisreadingmama.com

--	--	--




www.thisreadingmama.com

--	--	--



www.thisreadingmama.com


--	--	--



www.thisreadingmama.com

--	--	--

# Short Vowel Mats



www.thisreadingmama.com

--	--	--




www.thisreadingmama.com

--	--	--




www.thisreadingmama.com

--	--	--



www.thisreadingmama.com

--	--	--



www.thisreadingmama.com


--	--	--



www.thisreadingmama.com

--	--	--

# Short Vowel Mats



www.thisreadingmama.com

--	--	--




www.thisreadingmama.com

--	--	--



www.thisreadingmama.com

--	--	--




www.thisreadingmama.com

--	--	--



www.thisreadingmama.com

--	--	--




www.thisreadingmama.com

--	--	--

# Short Vowel Mats



www.thisreadingmama.com




www.thisreadingmama.com

--	--	--

--	--	--




www.thisreadingmama.com



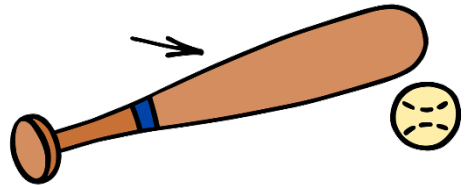
www.thisreadingmama.com

--	--	--

--	--	--



www.thisreadingmama.com



www.thisreadingmama.com

--	--	--


--	--	--

# Short Vowel Mats




www.thisreadingmama.com

--	--	--




www.thisreadingmama.com

--	--	--



www.thisreadingmama.com

--	--	--




www.thisreadingmama.com

--	--	--



www.thisreadingmama.com

--	--	--



www.thisreadingmama.com

--	--	--