

Thank you for choosing to use worksheets and printables from Mama's Learning Corner!

I created each of these addition worksheets to use in my home with my own children.

Enjoy!

If you choose to download this worksheet set, you must abide by these terms:

- You may download this printable set to your hard drive and then print them from your home computer. You may use them for your own children or grandchildren only.
- You must not remove the copyright notice and website address of Mama's Learning Corner at the bottom of the worksheet.
- You may not alter the worksheet or printable item in any way.
- If you share this worksheet set, please link directly to [Mama's Learning Corner](#). You **may not** link directly to the .pdf file.
- You may not sell or profit from any worksheet in this set from Mama's Learning Corner in any way. For example, you may not print and sell items individually or in a kit.
- You may not host this file on your own site or any type of file-sharing site such as Yahoo! Groups, Facebook Groups, or shared Dropbox folders.

You may also be interested in:

- [Down at the Pond Printable Packet](#)
- [Strawberries Printable Packet](#)
- [Nursery Rhymes Printable Packet](#)
- [Color By Number ABC's](#)

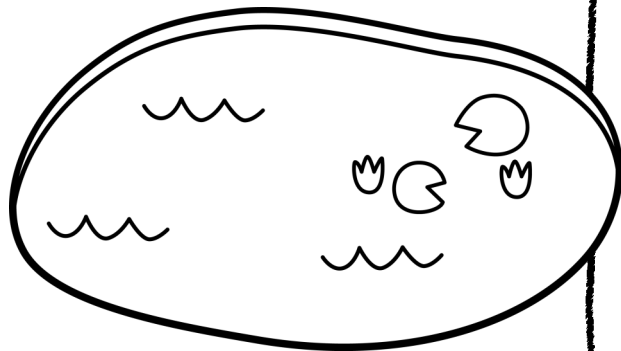
Graphics used in this worksheet packet were purchased by Lauren Hill and are courtesy of [Kate Hadfield](#), [Dancing Crayon Designs](#), and [Little Red](#).

Images purchased and used with permission.


Copyright remains with the artist.

Pond begins with the letter P.


Circle each p or P that you find below!
Then practice writing the word pond at the bottom of this page.



P	g	k	p	P	o
q	p	m	P	a	s
p	t	P	z	l	p
i	P	e	r	p	j
P	y	p	p	w	b
p	u	n	P	x	P




Show Me the Way!









The duck can't find his way to the pond!

Help him find the right path to the pond
by counting from 1 to 10.

1	2	8	6
7	3	4	9
7	6	5	2
8	9	10	

Cut It Out!

Cut out each word below. Then paste it under the correct picture.



© 2015 Mama's Learning Corner
www.mamaslearningcorner.com



duck




pond

fish


turtle

Color It!





Color the frog using the code.



How Many Do You See?



Count each item in the picture. Circle the correct number showing how many you find.

	1	2	3	4
	1	2	3	4
	1	2	3	4
	1	2	3	4