

# My Pumpkin Emergent Reader Pack



## Contents of Pack:

\*Print and Read Emergent Reader- pp. 2-6

Use pg. 6 *instead* of pg. 5 if you'd like to avoid the word "jack-o'-lantern".

\*Read and Glue- pp. 2, 7-10

Child could also draw his own pictures instead of gluing Use pg. 10 instead of pg. 9 if you'd like to avoid the term "jack-o'-lantern".

\*Pumpkin Pictures for Read and Glue p. 11

\*Fill in the Blanks Reader- pp. 2, 12-14

Go to a local farmer's market or pumpkin patch. Take photos of the different kinds of pumpkins you see. Once you're home, review the different pumpkins you took pictures of. Your child can fill in the blanks and draw his own pictures to match the photos. You could also print off your photos and glue them in the book.

\*1-page Emergent Readers pp. 15-16

\*Homemade Pumpkin Pointers pp. 17



Thank you for downloading this "My Pumpkin" Emergent Reader Pack from [FreeHomeschoolDeals.com](http://FreeHomeschoolDeals.com)! I pray you and your little ones are blessed by them.

Please abide by the Terms of Use. These printables are provided free of charge and are for personal use only.

### You may:

- Print as many copies as you'd like
- Use them in a group or classroom setting
- Share the link to one of our blogs to other people who are interested in the printables

### You may not:


- Sell or distribute this file
- Host this file on your own website
- Upload this file to a shared website (like 4shared.com or Dropbox)

Thank you!

# My Pumpkin

[www.thisreadingmama.com](http://www.thisreadingmama.com)


*My Pumpkin* Emergent Reader  
Sight Words: *my, is*



My pumpkin is tall.




My pumpkin is fat.



My pumpkin is green.




My pumpkin is little.



My pumpkin is bumpy.



My pumpkin is a jack-o'-lantern.



My pumpkin is bumpy.



My pumpkin is happy.

My pumpkin is tall.

My pumpkin is fat.

My pumpkin is green.

My pumpkin is little.






My pumpkin is bumpy.

My pumpkin is a jack-o'-lantern.

My pumpkin is bumpy.

My pumpkin is happy.

Cut out and glue into *My Pumpkin Print and Glue Emergent Reader*.



My pumpkin is \_\_\_\_\_.

My pumpkin is \_\_\_\_\_.

My pumpkin is \_\_\_\_\_.

My pumpkin is \_\_\_\_\_.


My pumpkin is \_\_\_\_\_.

My pumpkin is a jack-o'-lantern.

# My Pumpkin

Full-Page Emergent Reader


My pumpkin is tall.



My pumpkin is fat.




My pumpkin is green.



My pumpkin is little.



My pumpkin is bumpy.




My pumpkin is a  
jack-o'-lantern.



# My Pumpkin

Full-Page Emergent Reader


My pumpkin is tall.



My pumpkin is fat.




My pumpkin is green.



My pumpkin is little.





My pumpkin is bumpy.



My pumpkin is happy.







Cut any of the pumpkin pictures and attach to a popsicle stick, like this. The pointer can be used to point to the words as the child reads the emergent reader.