

APPLE Activities

These printables are provided **FREE** of charge from **Free Homeschool Deals**. Please remember that all of my printables are for personal use or classroom use only. You cannot claim these printables or sell them as your own. The printables and pictures are the property of Free Homeschool Deals.

Modification of Terms: I have the right to change the terms of use at any point and time. Any changes will be for all printables and replace all other terms of use.

Please do:

Download the files to your computers and print them off for personal and classroom use.

Direct people to the blog or site when sharing with others.

Give credit proper back to Free Homeschool Deals when blogging about the files.

Please when blogging show pictures of students using the product and not pages from the printables.

YOU MAY NOT:

Link directly to the pdf file.

Alter my files in any way.

Host or Store them on a website or other medium in any format.

Seek to use these to drive traffic to your site or sell them in any way.

Print off and sell them to others.

Please remember this is about being Honest.

If you have questions about the printables please contact me at 3Dinosuars.com.

If you Looking for more free printables check out 3Dinosuars.com








Thanks! Cassie @ 3Dinosuars.com

& Free Homeschool Deals



Graphics: Purchased from Melonheadz Illustrations





Apple Read, Write, & Stamp



Created by Cassie @ 3Dinosaurs.com for Freehomeschooldeals.com

apple 

Write:

apple apple

Stamp:

basket 

Write:

basket basket

Stamp:

pie 

Write:

pie pie pie

Stamp:

Writing: apple



Write a sentence using "apple".

Handwriting practice lines consisting of solid top and bottom lines with a dashed middle line. There are seven sets of these lines provided for writing.

Writing: basket



Write a sentence using "basket".

Handwriting practice lines consisting of solid top and bottom lines with a dashed middle line, repeated multiple times for writing practice.

Writing: pie




Write a sentence using "pie".


Handwriting practice lines consisting of solid top and bottom lines with a dashed midline, repeated multiple times for writing practice.




Draw and Count Apples




Draw 2 apples on the tree and 4 on the ground. How many apples total? ____



Draw 7 apples on the tree and 3 on the ground. How many apples total? ____




Draw 2 apples on the tree and 1 on the ground. How many apples total? ____




Draw 4 apples on the tree and 5 on the ground. How many apples total? ____




Draw and Count Apples




Draw 4 apples on the tree and 3 on the ground. How many apples total? ____



Draw 3 apples on the tree and 2 on the ground. How many apples total? ____



Draw 6 apples on the tree and 3 on the ground. How many apples total? ____



Draw 5 apples on the tree and 2 on the ground. How many apples total? ____

Color 4 apples **yellow**.



Color 3 apples **red**.



Color 1 apples **orange**.



Color 2 apples **green**.















Color 5 apples **brown**.







Finish Coloring the Apple Pattern




Circle all the Small Apples




3




6




2




5




1




4




9




12




8




11




7



10




15




18




14




17




13




16




21




24




20




23




19




22





Sorting Even or Odd



Odd

Even

