

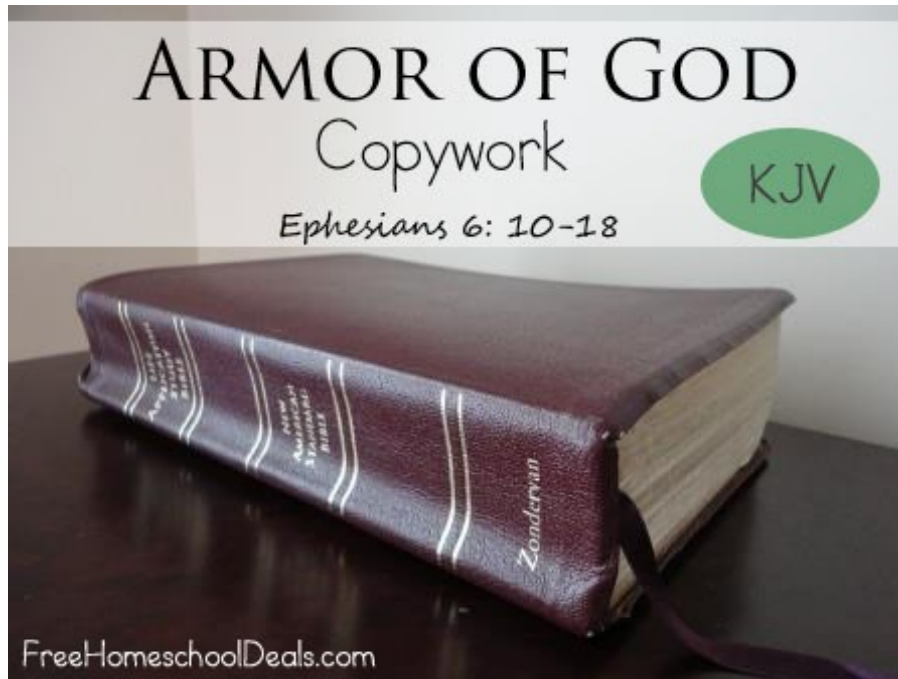
---

Thank you for choosing to use worksheets and printables from Mama's Learning Corner! I created this copywork activity to use in my home with my own children, and I pray it will bless your family as well.

Please download and print these worksheets to use in your own homeschool, co-op or small group. Each worksheet in this set is covered under the copyright of Mama's Learning Corner.

If you choose to download this worksheet set, you must abide by these terms:

- You may download this printable set to your hard drive and then print them from your home computer. You may use them for your own homeschool students, co-op students, or personal home use.
- You must not remove the copyright notice and website address of Mama's Learning Corner at the bottom of the worksheet.
- You may not alter the worksheet or printable item in any way.
- If you share this worksheet set, please link directly to [Mama's Learning Corner](http://www.mamaslearningcorner.com).
- You may not sell or profit from any worksheet in this set from Mama's Learning Corner in any way. For example, you may not print and sell items individually or in a kit.
- You may not host this file on your own site or any type of file-sharing site such as Yahoo! Groups.



A few notes regarding this copywork:

- This is a large section of copywork, and it is not intended for your child to complete it in one sitting! Choose 1 verse or just a section of a verse to work on a couple of days during the week.
- It's often fun for children to have their own "books." To make your child a book, simply print all the pages at once and staple down the side, bind with a machine, or punch holes and tie with yarn. Just making a simple book can sometimes freshen up the task of copywork.
- Have you and your child memorized this passage in Ephesians? This would be a great time to commit Ephesians 6: 10-18 to memory! Mama has a few [tips on helping children memorize Scripture](#) if you need new ideas.
- Several of the verses in this section are long. If your child needs extra writing room, there are lined papers at the end of this pdf—elementary and ruled lines. Simply print as many as you need.
- This copywork packet uses the King James Version of this scripture. Mama's Learning Corner [has a companion NIV version](#).

# ARMOR OF GOD

*Ephesians 6:10-18*

<sup>10</sup> Finally, my brethren, be strong in the Lord, and in the power of his might.

<sup>11</sup> Put on the whole armor of God, that ye may be able to stand against the wiles of the devil.

<sup>12</sup> For we wrestle not against flesh and blood, but against principalities, against powers, against the rulers of the darkness of this world, against spiritual wickedness in high places.

<sup>13</sup> Wherefore take unto you the whole armor of God, that ye may be able to withstand in the evil day, and having done all, to stand.

<sup>14</sup> Stand therefore, having your loins girt about with truth, and having on the breastplate of righteousness;

<sup>15</sup> And your feet shod with the preparation of the gospel of peace;

<sup>16</sup> Above all, taking the shield of faith, wherewith ye shall be able to quench all the fiery darts of the wicked.

<sup>17</sup> And take the helmet of salvation, and the sword of the Spirit, which is the word of God:

<sup>18</sup> Praying always with all prayer and supplication in the Spirit, and watching thereunto with all perseverance and supplication for all saints.

Ephesians 6: 10-18 (KJV)



Put on the whole armor of God, that ye may be able to stand against the wiles of the devil.

Ephesians 6:11



Handwriting practice lines consisting of multiple sets of three horizontal lines (top solid, middle dashed, bottom solid) for writing practice.

For we wrestle not against flesh and blood, but against principalities, against powers, against the rulers of the darkness of this world, against spiritual wickedness in high places.

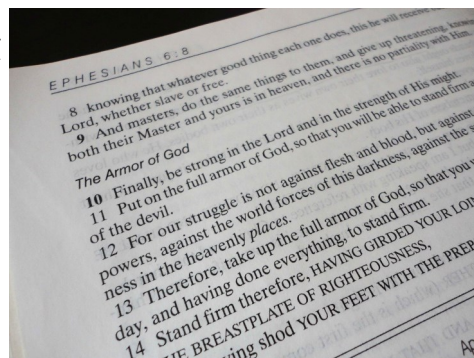
Ephesians 6:12



Handwriting practice lines consisting of solid top and bottom lines with a dashed middle line. There are ten such sets of lines arranged vertically down the page.

Wherefore take unto you the whole armor of God, that ye may be able to withstand in the evil day, and having done all, to stand.

Ephesians 6:13




Handwriting practice lines consisting of solid top and bottom lines with a dashed midline. There are seven sets of these lines provided for writing practice.





Above all, taking the shield of faith, wherewith ye shall be able to quench all the fiery darts of the wicked.

Ephesians 6: 16



Handwriting practice lines consisting of solid top and bottom lines with a dashed midline. There are ten such sets of lines arranged vertically down the page.

And take the helmet of salvation, and the sword of the Spirit, which is the word of God:

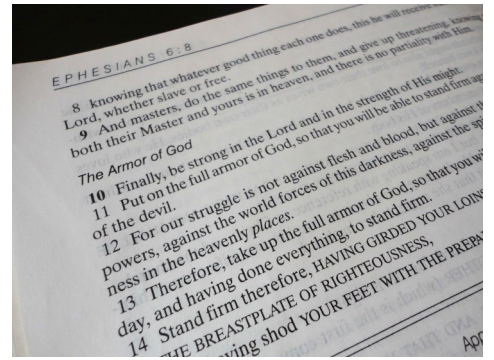


Ephesians 6:17

Handwriting practice lines consisting of solid top and bottom lines with a dashed midline. There are ten such sets of lines arranged vertically on the page.

Praying always with all prayer and supplication in the Spirit, and watching thereunto with all perseverance and supplication for all saints.

Ephesians 6:18



Handwriting practice lines consisting of solid top and bottom lines with a dashed midline. There are ten sets of these lines arranged vertically on the page.



















A blank sheet of handwriting practice paper. It features ten sets of horizontal lines, each set consisting of a solid top line, a dashed middle line, and a solid bottom line. The lines are evenly spaced and extend across the width of the page.

