

**Personal or Classroom Use Only:** This document is provided to you for your own personal or classroom use. You agree that you will not copy, reproduce, alter, modify, create derivative works, or publicly display any content from my downloads, except for your own personal, non-commercial use. You may post pictures of your class or family using my downloads on your personal blog provided that Living Life Intentionally is properly attributed in the post.

**No Redistribution.** You may not reproduce, repackage, or redistribute the contents of these downloads, in whole or in part, for any reason. This includes "giving" someone your copy that you are no longer using. Please visit the original hosting blog to download.

NOTE: **Free Homeschool Deals** has exclusive hosting rights for this file.

**Modifications of Terms.** I shall have the right to modify the terms of this Agreement at any time; modification shall be effective immediately and shall replace all prior Agreements. **You are more than welcome to:**

- Save the files on your computer and print off copies for your nuclear family or personally taught co-op/classroom whenever you would like.
- Link directly to my site {or blog} to share my files with others.
- Post to your blog using pictures of your students using my curriculum, as long as proper credit is given to [www.livinglifeintentionally.blogspot.com](http://www.livinglifeintentionally.blogspot.com).

**YOU MAY NOT:**

- Host any of my files on your own or other sites.
- **Alter** or **sell** any of my files.
- Sell files to make a profit: All files are for personal use only. You may NOT use my items for sale or profit. ~ i.e. print them off, laminate them and sell them to others.
- Transmit or store any resources on any other website or other form of electronic retrieval system.
- All downloads are copyright protected. Not to be distributed, transferred, or shared in any form.


**CLIPART/IMAGES:** Images were purchased and used with permission from [Scrappin Doodles](#). By purchasing this pack you are not purchasing the rights to use these images.

If you have any questions please feel free to email me directly at [livinglifeintentionallyblog@gmail.com](mailto:livinglifeintentionallyblog@gmail.com) and I will get back to you as promptly as possible.

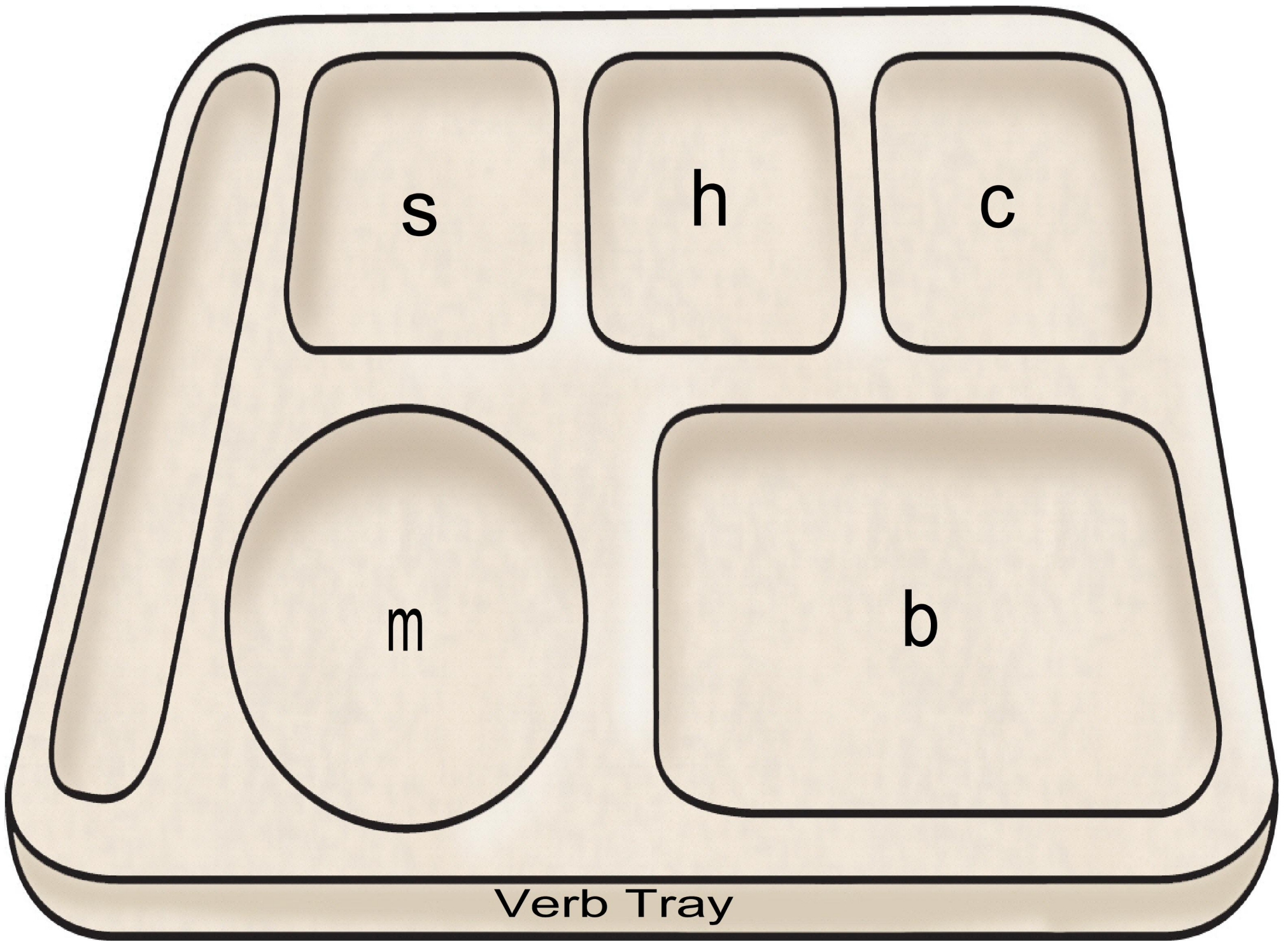
If you are looking for more **{free} printables, homeschool lesson plans, preschool ideas, crafts**, and more - please visit my blog [www.livinglifeintentionally.blogspot.com](http://www.livinglifeintentionally.blogspot.com)! I'd love to have you follow along!

*Beth*











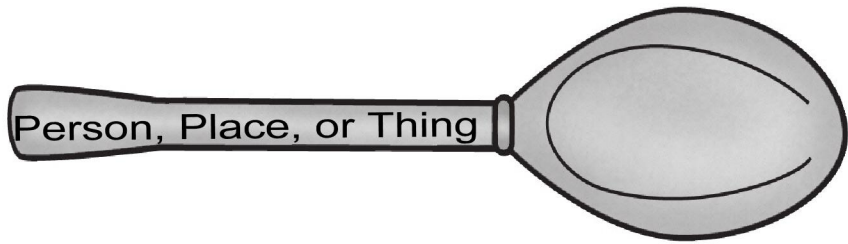
**LIVING LIFE INTENTIONALLY**






Noun Tray







Verb Tray



*this sandwich goes with page 2 & 3*



*food items go with noun/verb trays on pages 6 & 7*



noun

verb

noun

noun

verb

**verb**

**noun**

**verb**

**noun**

**verb**

Name: \_\_\_\_\_

Make 5 sentences using one of these nouns & verbs in each:

- orange
- milk
- shoe
- coat
- teacher
- eat
- smile
- bake
- walk
- help



1) \_\_\_\_\_

2) \_\_\_\_\_


3) \_\_\_\_\_

4) \_\_\_\_\_

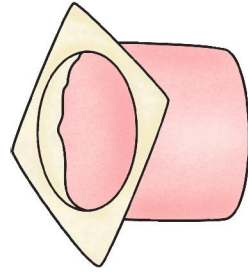
5) \_\_\_\_\_




# 4 & 5 Year Old Tracing Words




milk




yogurt




carrot




banana



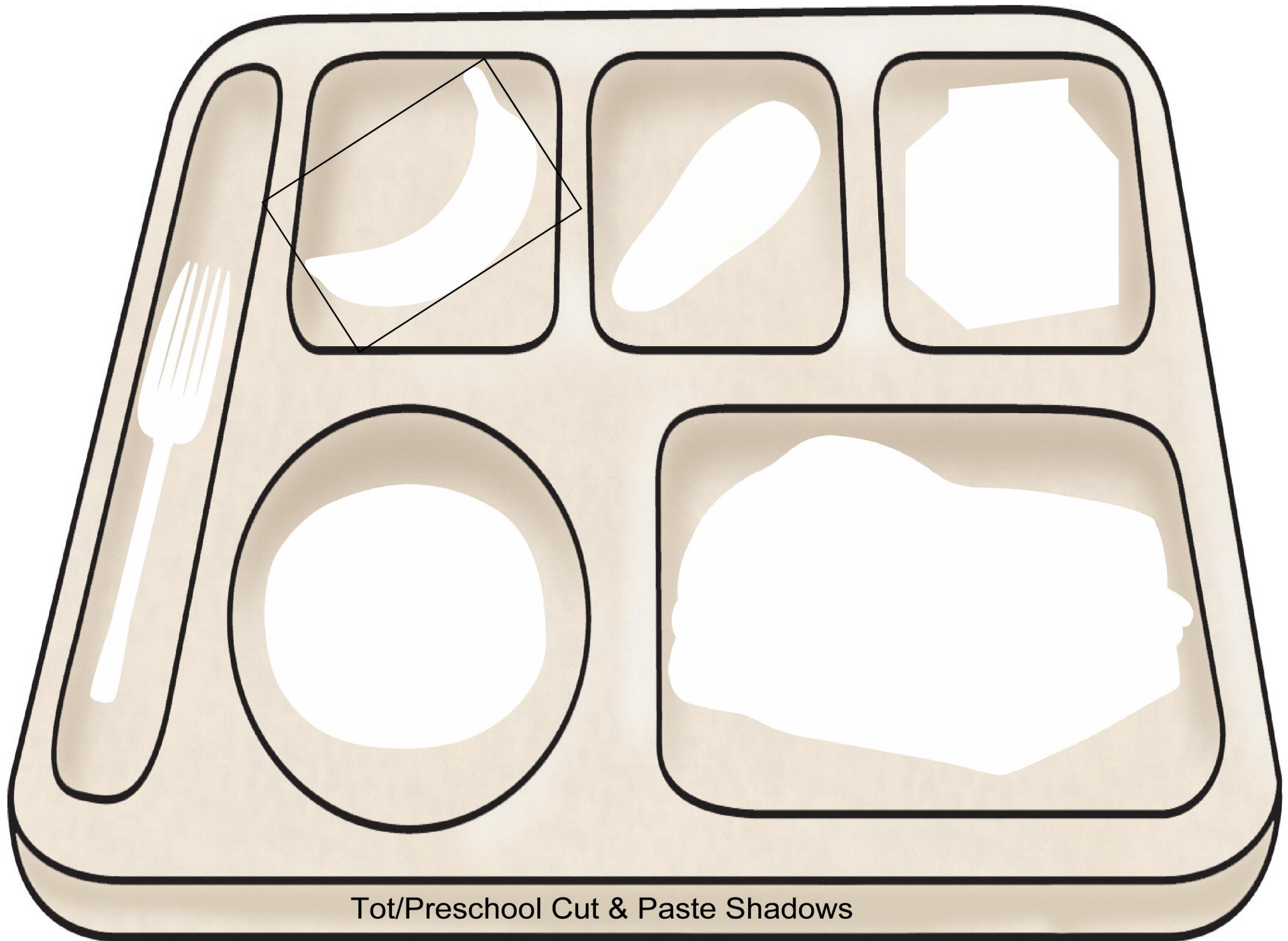
cookie












apple



orange



Tot/Preschool Cut & Paste Shadows




## Tot/Preschool Cut & Paste Shadows

Cut out pictures above. Paste on Tray over correct white shadow.

# A is for apple

Trace the Upper & Lower Case A's below



A A A A A

a a a a a

A A A A A

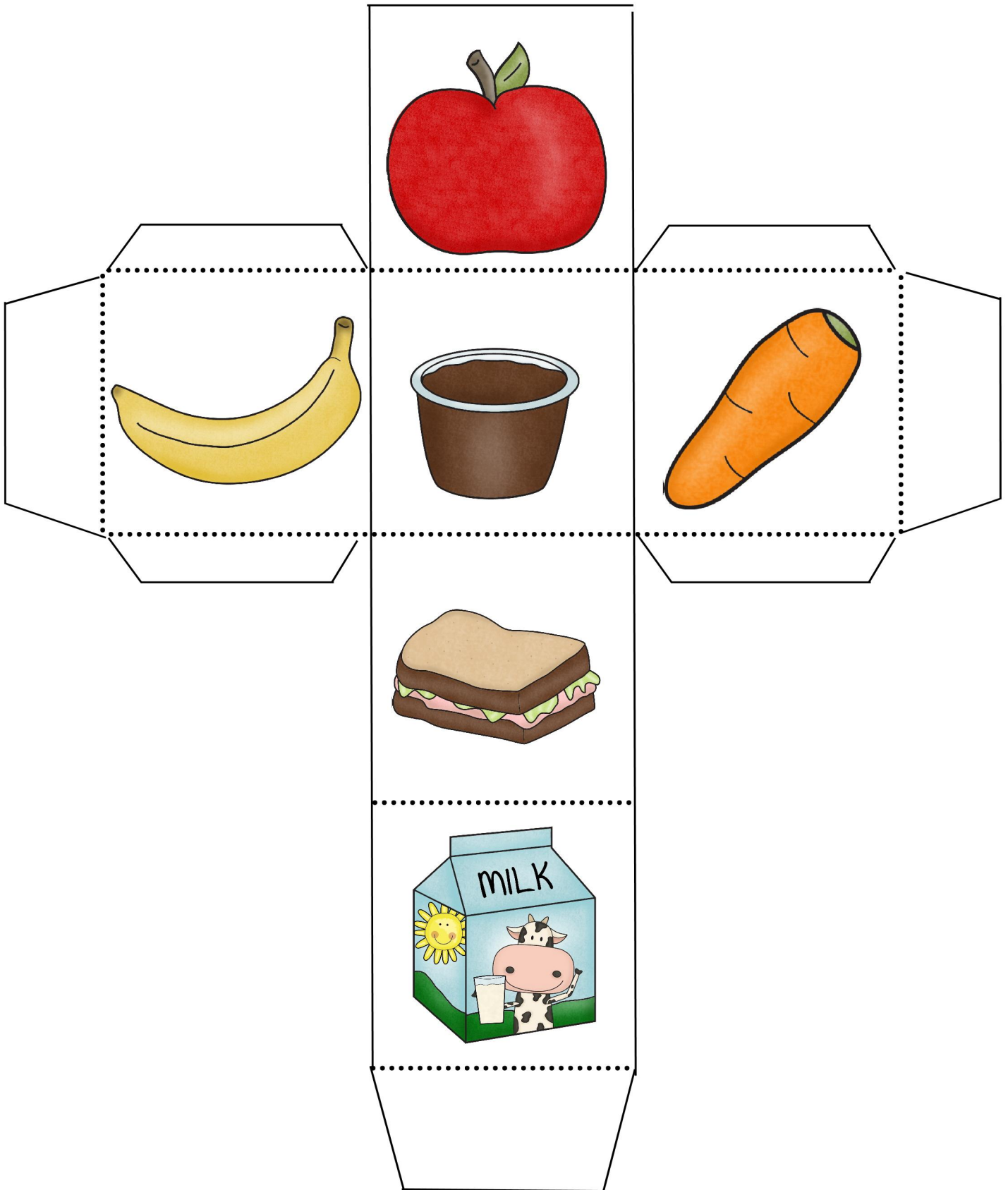
a a a a a

A







a

# Roll & Graph






Cut out the template below, fold on the dotted lines, and tape together to make a dice. Use with following page Graphing Sheet



What is the most popular item for lunch?

10						
9						
8						
7						
6						
5						
4						
3						
2						
1						
						

# Which one is different?



# Coloring Sheet

